

WORD PUZZLE GAME

ANIMALS

Combine the letters into a correct word.



A L M A
□ □ □ □




Q O K A K U
□ □ □ □ □ □



A P N A D
□ □ □ □ □




P T R A O R
□ □ □ □ □ □




W C O
□ □ □



H R I N O
□ □ □ □ □




A W H E L
□ □ □ □ □



O K G C E
□ □ □ □ □



E L E H P T A N
□ □ □ □ □ □ □



L C A E M
□ □ □ □ □




N O L I
□ □ □ □



A O C A L
□ □ □ □ □



N E C I K H C
□ □ □ □ □ □ □



T T L E R U
□ □ □ □ □ □

